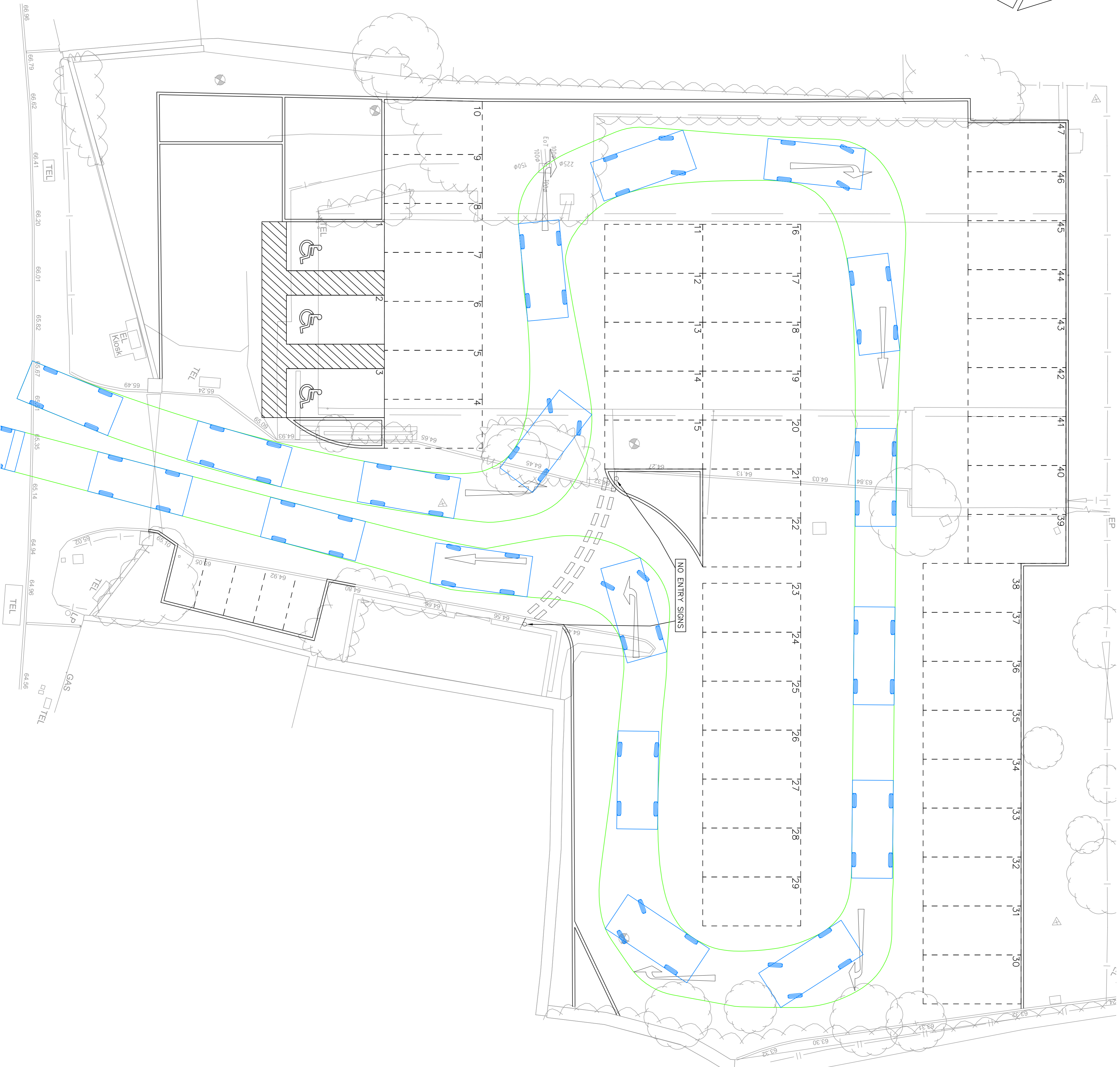
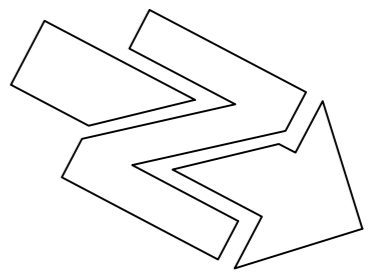
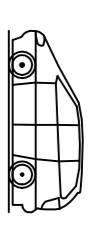


DO NOT SCALE



**VEHICLE GUIDE**



Standard Design Vehicle (SDV)  
 Overall Length 4,800mm  
 Overall Width 2,000mm  
 Overall Body Height 1,950mm



FORWARD



REVERSE

NO.	REVISION	BY	DATE


DRAWING STATUS  
**PRELIMINARY**

DRAWING TITLE  
**VEHICLE SWEPT PATH ANALYSIS - CLOCKWISE**

PROJECT  
 Project Number: P18-135  
**PROPOSED CAR PARK  
 RELIANCE HOUSE  
 LONG STREET, DURSLEY**



Unit B10  
 Elmbridge Court Business Park  
 Gloucester GL3 7JZ  
 124762 539 127



London, Henley-on-Thames and Gloucester  
 Henry-John Thomas  
 Drawn: CHD Scale: @ A1 Date: APRIL 2018  
 EL: ASO  
 Project No: P18-135

FOR COMMENT  
 Drawing Number: P18-135 SK01  
 Revision: -