

Farmers Market Survey (10/05/14)

Councillor Bird and Sophie Andrews, NDP Project Administrator attended the Farmer Market on 10th May 2014 with a picture stand and survey (Appendix 1 page 27).

The market is held every second Saturday of the month and attracts residents and people in surrounding areas.

Farmers Market (FM) Survey Findings Report

46 questionnaires completed. The results include a small number of the survey forms completed at the Council's Annual Town Meeting on 29th April 2014.

Q1 What sort of Development does Dursley Need

73% of residents asked raised concern for new employment opportunities within Dursley outweighing the opinion for the need for new housing at 32%.

When looking at the immediate data from Q1 regarding Housing Need, it highlights the towns current priority of employment over housing.

Percentages				
	Yes	No	N/A	
Houses	32%	23%	43%	
Employment	73%	0%	26%	

Figure 1.1

Q2 - What sort of Social and Leisure Facilities need to be provided? (General Concerns)

From the survey data common themes started to emerge from the findings, issues rose regarding the improvement and availability of leisure and social facilities with 43.47% unhappy with current facilities or lack of, while 21.73% stated that nothing was needed to improve Dursley.

From the survey data the lack of green space provision for residents to use raised concern with 6.5% reporting the issue and calling for more green space provision and green infrastructure within Dursley. Other issues raised the need for more parking within Dursley at 4.3%

Q2	
Social & Leisure facilities needed	%
Parking	4.3
Green Spaces	6.5
Development negative	2.17
Developing positive	0
Commercial/ shopping	4.3
Industry	2.17
leisure	43.47
Schools	4.3
Disability Access	4.3
Cycle paths	2.17
Refurbishment of Dursley	2.17
Nothing Needed	21.73

Figure 1.2

From the data findings (Fig 1.2) disability access to leisure facilities raised concern at 4.3% highlighting a greater need for inclusion access.

Comments relating to the types of leisure/social facilities improvements needed::

Nursery for young people, table tennis facilities, upgrade sports centre facilities, more for children, knitting groups, clearer access to information, youth facilities/club (4 votes), Town Hall lift, something for elderly (2 votes) and disabled people, improved opening times for sports centre, gym, co-ordinated town events, cinema (5 votes), larger pool, restaurants, good pubs, swimming club, more car parking, free parking, Chantry Centre improvements, soft play centre, cycle paths, adult leisure, playground, bowling, indoor skate park, cricket pitch/nets, football goal posts

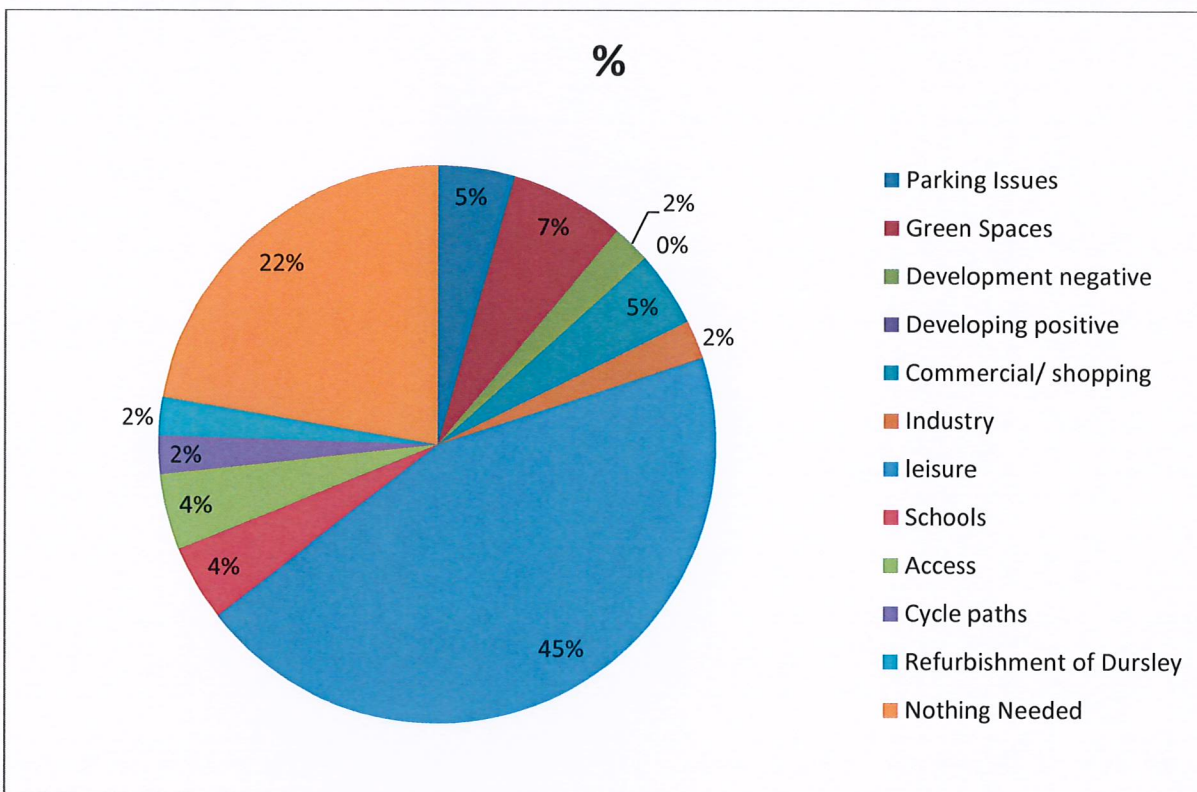


Chart 1.2

Q3 Are any other Improvements needed in the Town?

When the survey data was collated general themes emerged from the data, concern was raised regarding commercial development on the High Street (Parsonage Street) and Silver Street with 28.26% of residents (Fig. 1.3) detailing provision for new shops and overall refurbishment. This data highlights the concern for Dursley to gain new employment ventures for the residents when compared with Q1 Employment figure 73% (Fig. 1.1). When comparing these figures the findings suggest the current topical concerns of Dursley.

Q3	
Improvements needed	%
Bus Links	10.86
No More Housing	4.3
Drainage Systems	2.17
Traffic Mitigation	23.91
Parking	4.3
Refurbishment	13.04
Positive Housing development	2.17
Commercial Development on High Street	28.26
No Improvements needed	4.3
Affordable Housing	4.3
Green Spaces	4.3
Overall Yes to Development	2.17
Leisure Facilities	2.17

Figure 1.3

23.91% of residents surveyed raised concern regarding traffic mitigation within Dursley with particular notice to Silver Street. General topics within the theme of Traffic Mitigation raised both concern and praise for a possible by-pass, with comments drawing to the added economic benefit. 13.04% of the residents surveyed noted that a significant refurbishment of Dursley Town Centre was needed alluding to the economic benefits of such an investment.

From the data findings Bus Links raised cause for concern, commenting on a general improvement to schedules and availability to help linkages to and from Dursley to surrounding areas.

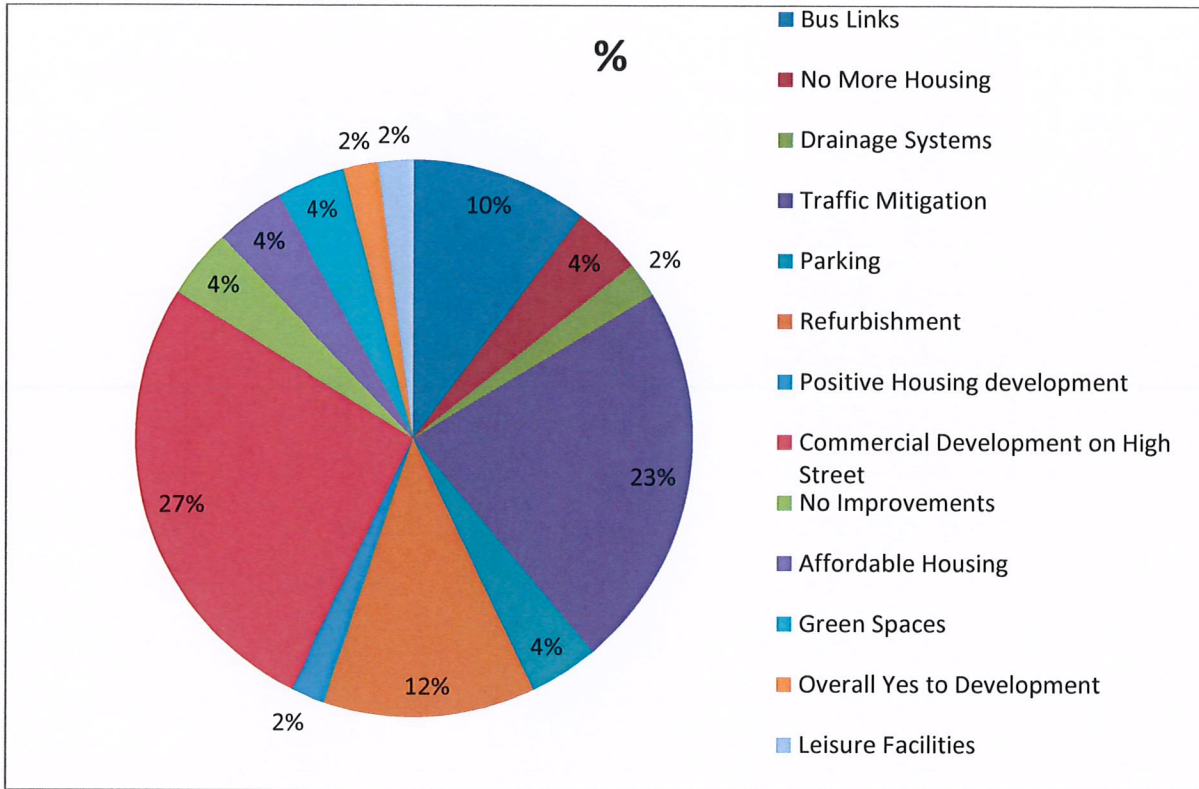


Chart 1.1

People were asked to have a look at a range of photos taken of different styles/types of houses/buildings within Dursley.

Q4 Which Buildings do you like most?

Q4	%
Rural Cotswolds Style	15.21
Pre 1900s Homes	54.34
Modern Development Homes	13.04
1900s-1960s Homes	4.34
Modern Design Homes	6.52

Fig 1.4

Analysis from the survey data findings raised general topic leads regarding housing types and developments. An overwhelming amount of residents 54.34%(Fig1.4) stated pre 1900s homes as their preferential design style, alluding to the benefits of older design in terms of attractiveness to the residents and tourism compared to the 13.04% who liked the new modern developments within the town. Further data showed 15.21% of residents positively identifying the Rural Cotswold Stone properties. When collated the data suggests preference to pastiche design rather than modern development homes.

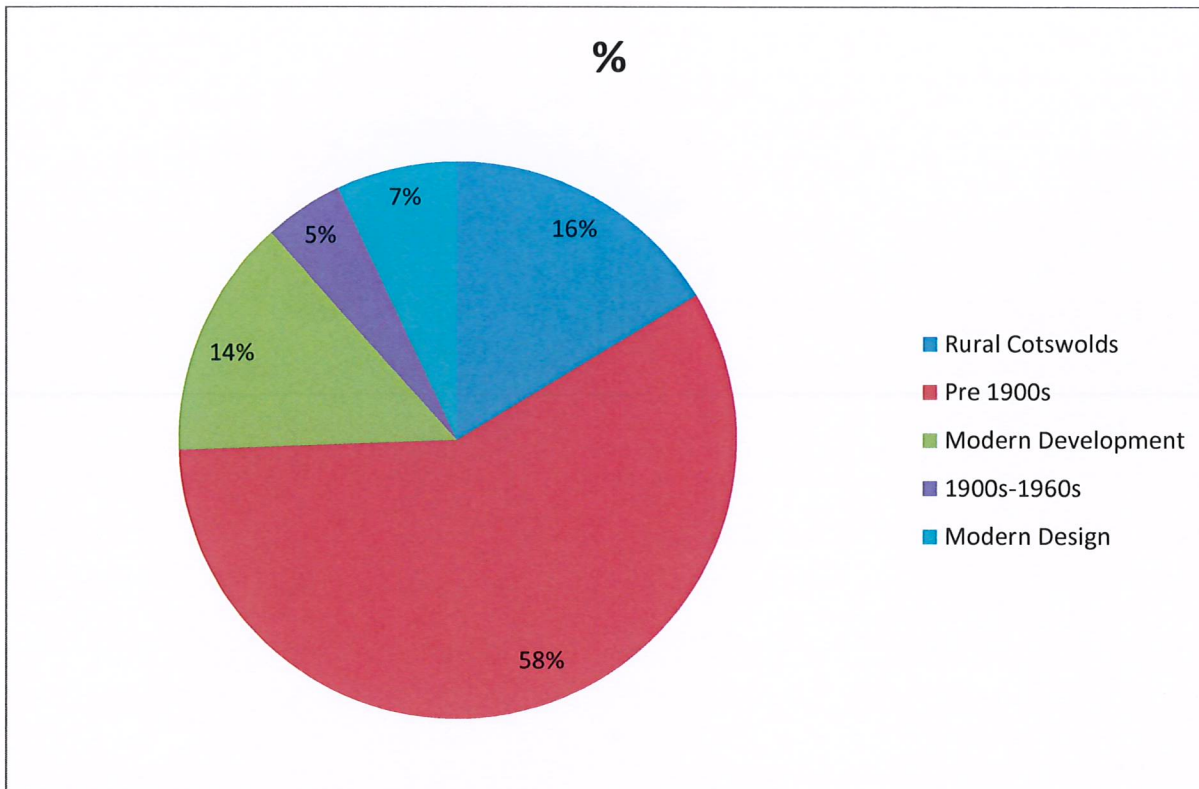


Chart 1.3

Q5 Which Buildings do you like least?

Q5	%
Modern Development	56.52
Modern Design	39.13
Untidy	2.32

Fig 1.5

From the data findings modern development homes had a negative outcome with 56.52% (Fig 1.5) of residents siding against them, along with modern design such as the Library at 39.13%. General comments stated having properties that did not fit within the local vernacular architecture as unpleasant and untidy.

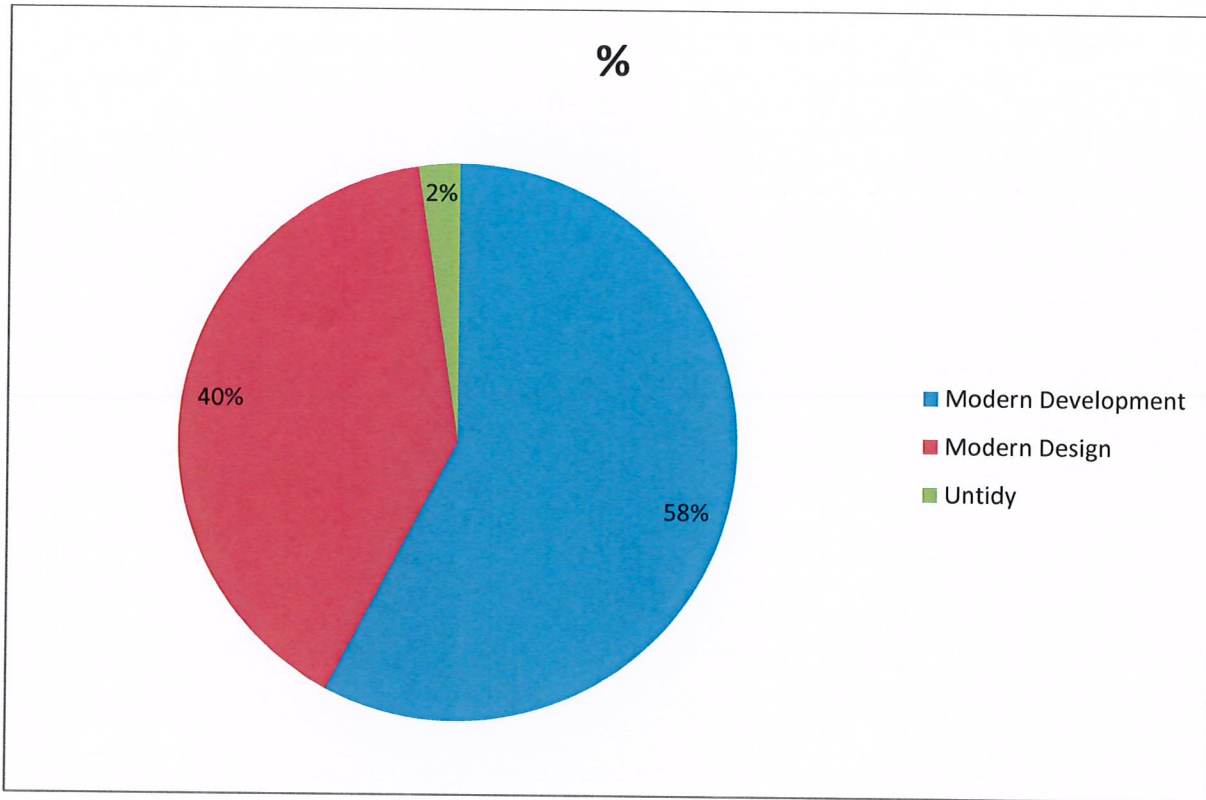


Chart 1.4

APPENDIX 1

DURSLEY NEIGHBOURHOOD DEVELOPMENT PLAN

Where do you live? (post code) _____

What sort of development does Dursley need?

Houses? Employment?

What sort of social and leisure facilities need to be provided?

Are any other improvements needed in the town?

To help us understand what sort of design people like, please look at the photos on the board and then write the numbers of the photos in the boxes below.

Which buildings do you like the most?

Which buildings do you like the least?

Are you interested in finding out more about the Neighbourhood Development Plan for Dursley? Please provide your details below so that we can let you know what is going on. *(Your details will be held securely and not used for any other purpose.)*

Name	
Telephone number	
Address	
Email address	